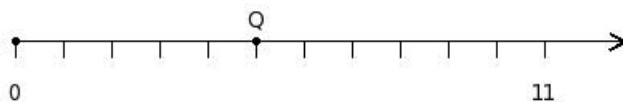


EduSahara™ Learning Center Assignment

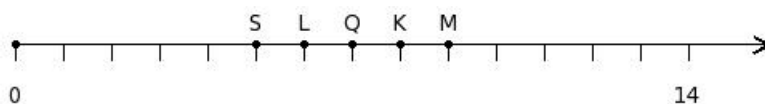
Grade : Class VI, ICSE
Chapter : The Number Line
Name : Representing Whole Numbers on Number Line
Licensed To : Teachers and Students for non-commercial use

1. Find the number at the point labelled with letter Q



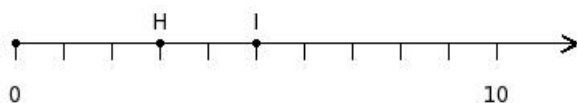
(i) 2 (ii) 5 (iii) 6 (iv) 4 (v) 8

2. Find the letter of the label representing the position of number 6



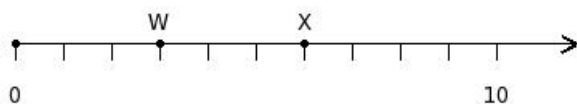
(i) M (ii) S (iii) K (iv) L (v) Q

3. Find the sum of the two numbers at the points labelled with letters H and I



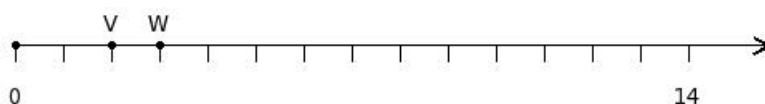
(i) 7 (ii) 8 (iii) 6 (iv) 9 (v) 11

4. Find the difference of the two numbers at the points labelled with letters W and X



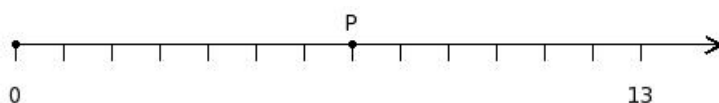
(i) 5 (ii) 0 (iii) 2 (iv) 3 (v) 4

5. Find the product of the two numbers at the points labelled with letters V and W



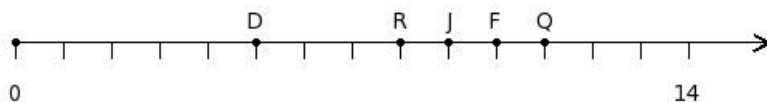
(i) 9 (ii) 5 (iii) 4 (iv) 7 (v) 6

6. Find the number at the point labelled with letter P



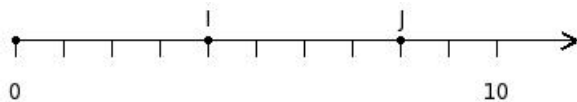
(i) 9 (ii) 8 (iii) 4 (iv) 7 (v) 6

7. Find the letter of the label representing the position of number 8



- (i) D (ii) F (iii) Q (iv) J (v) R

8. Find the sum of the two numbers at the points labelled with letters I and J



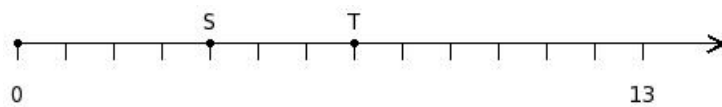
- (i) 11 (ii) 9 (iii) 12 (iv) 13 (v) 14

9. Find the difference of the two numbers at the points labelled with letters E and F



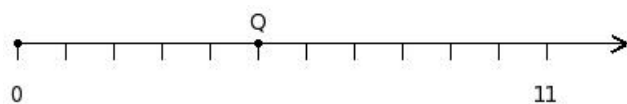
- (i) 3 (ii) 6 (iii) 5 (iv) 1 (v) 4

10. Find the product of the two numbers at the points labelled with letters S and T



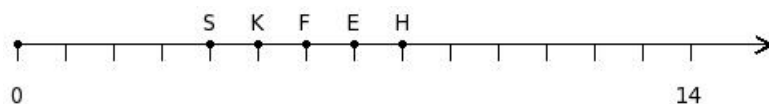
- (i) 29 (ii) 25 (iii) 30 (iv) 27 (v) 28

11. Find the number at the point labelled with letter Q



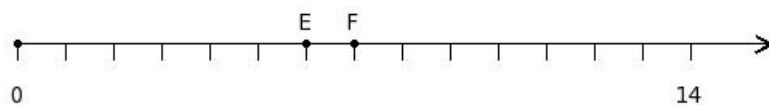
- (i) 5 (ii) 3 (iii) 6 (iv) 8 (v) 4

12. Find the letter of the label representing the position of number 6



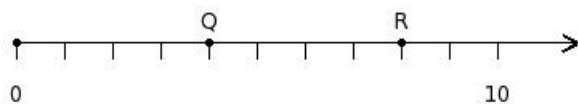
- (i) K (ii) F (iii) H (iv) E (v) S

13. Find the sum of the two numbers at the points labelled with letters E and F



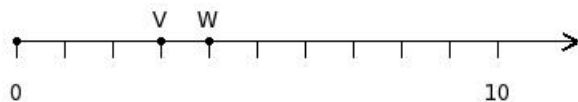
- (i) 12 (ii) 16 (iii) 10 (iv) 14 (v) 13

14. Find the difference of the two numbers at the points labelled with letters Q and R



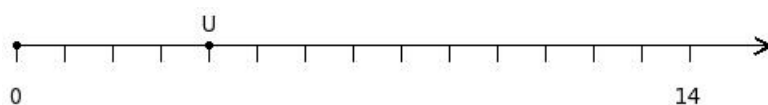
- (i) 4 (ii) 5 (iii) 2 (iv) 3 (v) 7

15. Find the product of the two numbers at the points labelled with letters V and W



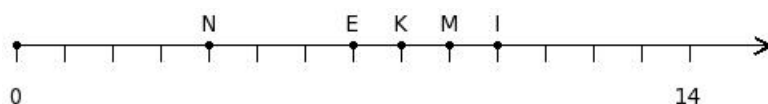
- (i) 13 (ii) 12 (iii) 14 (iv) 10 (v) 11

16. Find the number at the point labelled with letter U



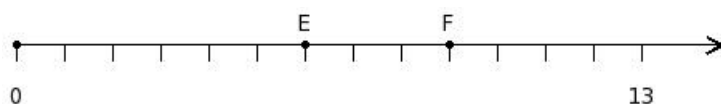
- (i) 3 (ii) 2 (iii) 5 (iv) 4 (v) 6

17. Find the letter of the label representing the position of number 7



- (i) I (ii) N (iii) E (iv) M (v) K

18. Find the sum of the two numbers at the points labelled with letters E and F



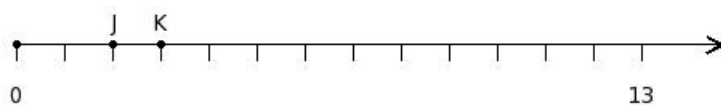
- (i) 18 (ii) 16 (iii) 14 (iv) 13 (v) 15

19. Find the difference of the two numbers at the points labelled with letters X and Y



- (i) 2 (ii) 3 (iii) (-1) (iv) 1 (v) 4

20. Find the product of the two numbers at the points labelled with letters J and K



- (i) 7 (ii) 5 (iii) 6 (iv) 8 (v) 4

Assignment Key

- 1) (ii)
- 2) (iv)
- 3) (ii)
- 4) (iv)
- 5) (v)
- 6) (iv)
- 7) (v)
- 8) (iii)
- 9) (v)
- 10) (v)
- 11) (i)
- 12) (ii)
- 13) (v)
- 14) (i)
- 15) (ii)
- 16) (iv)
- 17) (iii)
- 18) (v)
- 19) (i)
- 20) (iii)